

Inequalities in a context of global recession: perceptions, framing and politicization

Why are strong inequalities accepted in Brazil?

*Marcelo de Almeida Medeiros
Federal University of Pernambuco - UFPE
Ministry of Science and Technology - CNPq
(Brazil)*

Paris – 27th May 2011

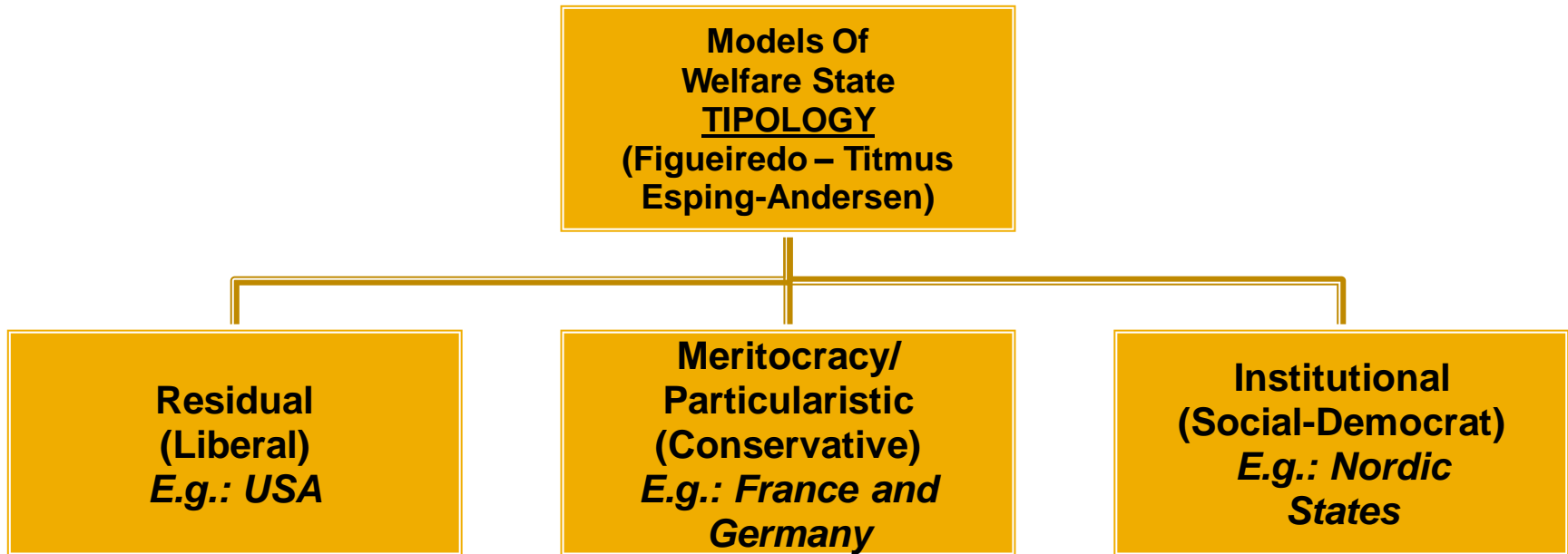
Brazil vs. Inequalities

- Public Policy
- Globalization – Porosity of Borders

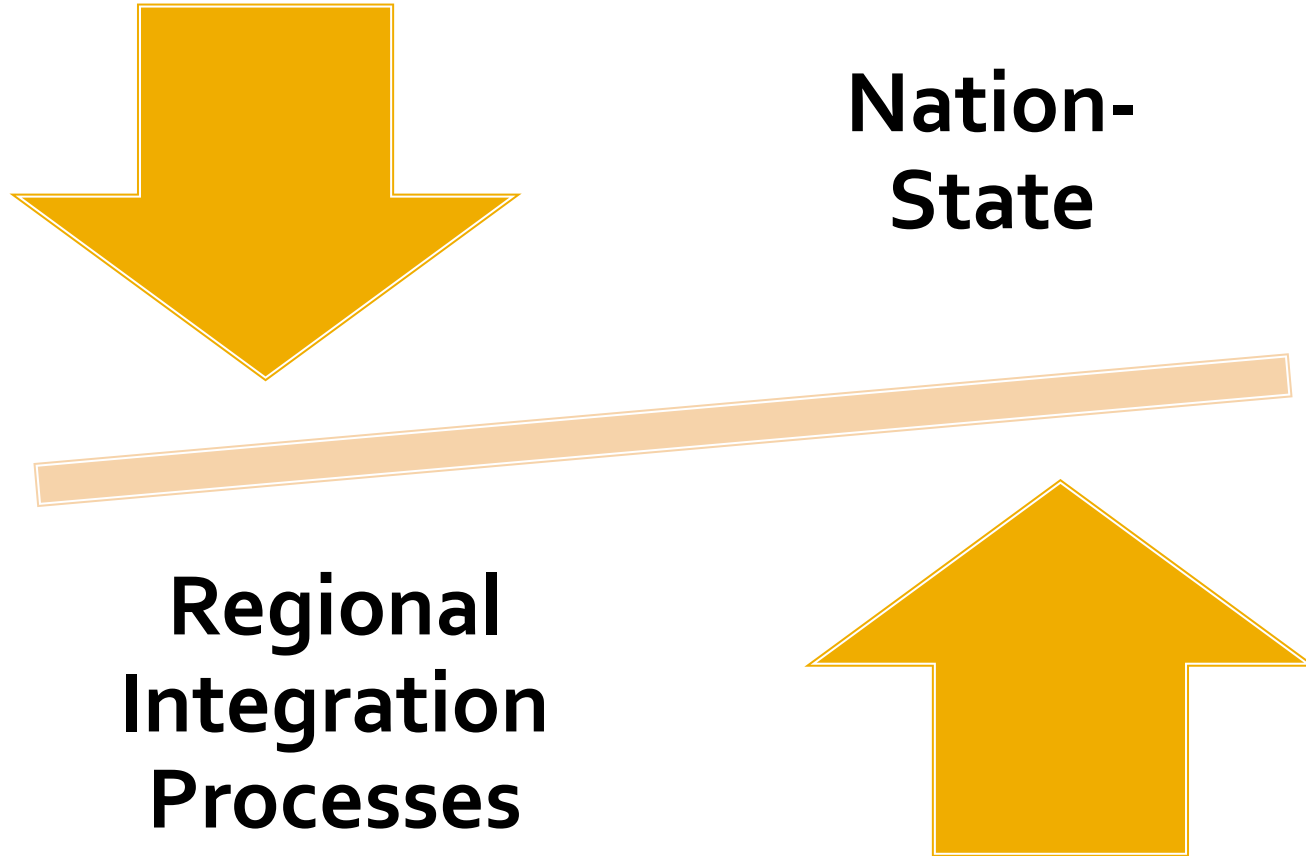
Brazil vs. Inequalities

- **Logic of Two Levels Game (Putnam)**
 - **Endogenous Factors**
 - **Exogenous Forces**

Public Policies



Globalization – Porosity of Borders



Endogenous Factors



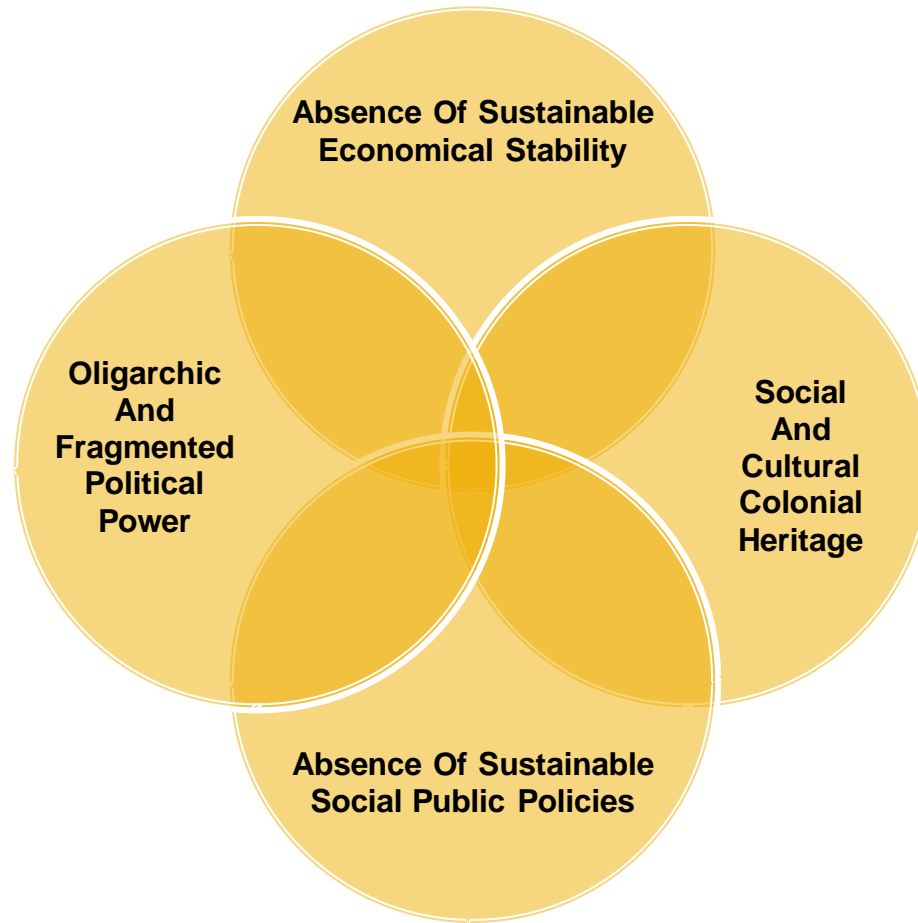
Inequalities

**Limited Capacity
Of Mobilization and
Representation**

Limited Citizenship

Weak Educational System

Endogenous Factors



Endogenous Factors

> > Olavo Brasil Jr.

- > **Lack of a Democratic Institutional Matrix to Regulate the Political Competition**
- > **Federal Issues**

> > Francisco Weffort

- > **Populism**
- > **Urban vs. Rural**

>> Sérgio Buarque de Holanda

> **“Cordial Man”**

>> Wanderley Guilherme dos Santos

> **Institutional Underdevelopment**

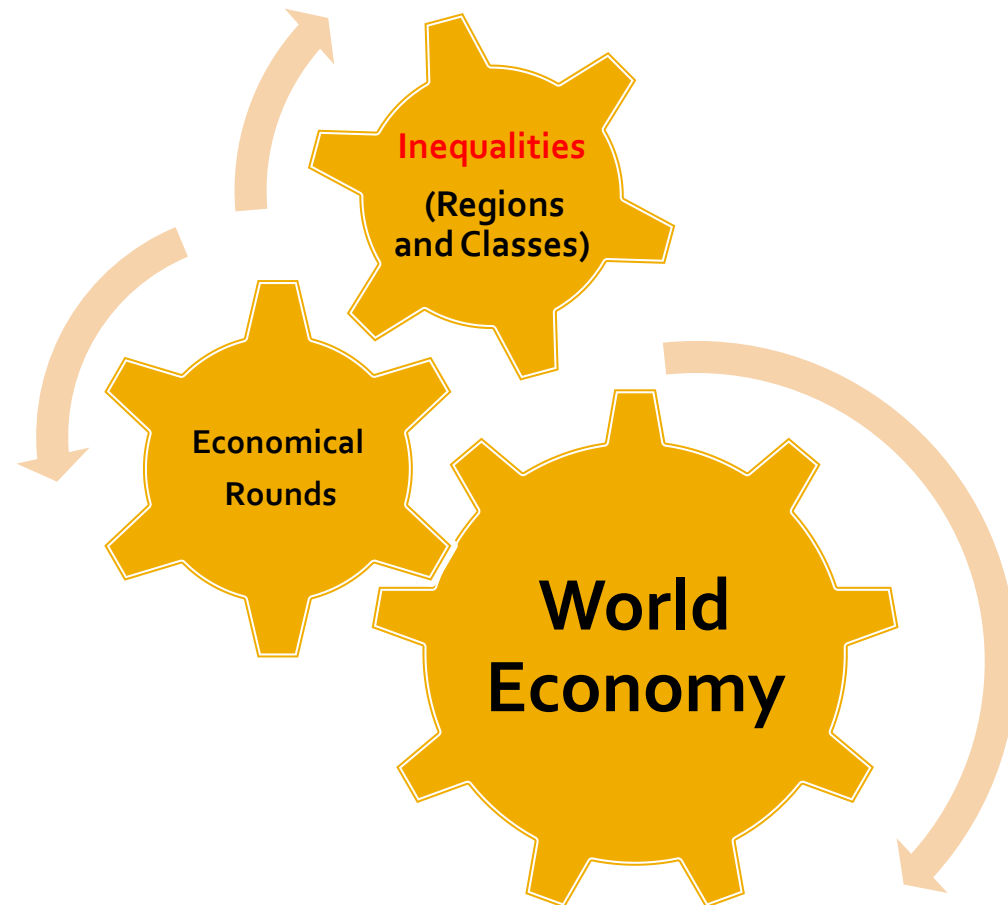
>> Otávio Ianni

- > **Types and Myths**
- > **Tutelage of Civil Society**

>> **Corruption Issues**

(Rent-Seeking)

Exogenous Forces



Exogenous Forces

- 2008
 - 20% richest = 60% of the national wealth (IBGE)
 - 20% poorest = 3% of the national wealth (IBGE)
 - Gini Index of Northeast Region = 0,558 (IPEA)
 - Gini Index of Southeast Region = 0,491 (IPEA)

Exogenous Forces

- 2009
 - Brazilian GDP ~ US\$ 1,57 Trillions
 - French GDP ~ US\$ 2,65 Trillions

(World Bank)

Exogenous Forces



Exogenous Forces



Exogenous Forces

- Percentage of poors in the total population
 - 1992 > 34,96%
 - 2009 > 15,32%

(Getúlio Vargas Foundation – FGV)

Exogenous Forces

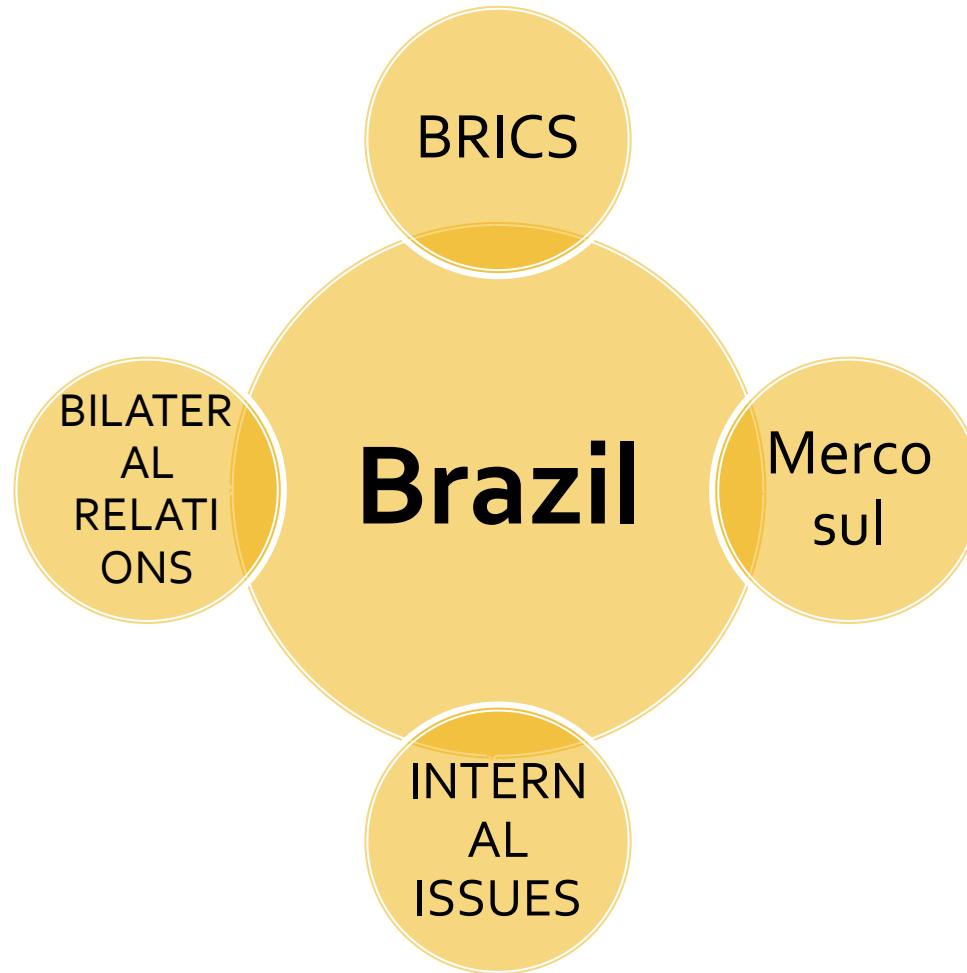
- 2001 - 2009
 - the wage of the 50% poorest increases by 52,59%
 - the wage of the 10% richest increases by 12,8%

(Getúlio Vargas Foundation – FGV)

Exogenous Forces

- 2003 – 2008: 23,5 millions lifted from “D” and “E” classes to Medium “C” class (FGV)
- “A” and “B” classes = + US\$ 2.869,00
- “C” class = US\$ 665,00 < wage < US\$ 2.869,00
- “D” class = US\$ 480,00 < wage < US\$ 665,00
- “E” class = 0 < wage < US\$ 480,00

Exogenous Forces



Exogenous Forces

- **Ambiguous Status**

- Strong Internal Inequalities

- At South America Arena >> Leadership (Hegemony) >> Brazil: 2/3 of the GDP, Population and Territories >> **Paymaster**

- At the World >> Regional Power (Loss of Trade Preferences vis-à-vis European Union/USA/Japan)

Conclusions

Conciliate

Endogenous Level

Exogenous Level



Deaccrease

Private Interests

Ideological Actions



INEQUALITIES

Result of a Social *Habitus*

State Public Policy

THANK YOU
